

Stateroom Category

Grand Duplexes

Aft High Decks 9,10 **Q1**

Duplexes & Suites

Aft High Deck 9

Forward/Aft High Deck 10 **Q2**

Royal Suites +

Forward High Deck 10 **Q3**

Penthouse

Midships/Aft High Decks 9,10 **Q4**

Queens Suites

Midships/Aft High Decks 9,10,11 **Q5**

Forward High Decks 9,10 **Q6**

Midships High Deck 9

Aft High Deck 8 **Q7**

Princess Suites

Midships High Deck 10 **P1**

Forward High Deck 10 **P2**

Club Balcony

Midships High Deck 12 **A1**

Forward High Decks 12,13 **A2**

Balcony

Midships High Deck 11 **BB**

Midships High Decks 8,11 **BC**

Forward High Decks 8,11,12 **BF**

Balcony (sheltered)

Midships Low Decks 4,5,6 **BU**

Midships Low Decks 4,5,6 **BV**

Aft Low Decks 4,5,6 **BY**

Forward Low Decks 4,5,6 **BZ**

Balcony (obstructed view)*

Midships High Deck 8 **DB**

Midships High Deck 8 **DC**

Forward High Deck 8 **DF**

Oceanview

Forward/Aft Low Decks 4,5,6 **EF**

Atrium View Inside

Midships Low Decks 5,6 **HB**

Standard Inside

Midships High Deck 10 **IA**

Midships Low Decks 5,6 **IB**

Midships High Deck 10 **IC**

Midships Low Decks 4,5,6 **ID**

Midships High Decks 11,12 **IE**

Aft Low Decks 4,5,6 **IF**

Forward High Decks 9,10 **IG**

Forward Low Decks 4,5,6 **IH**

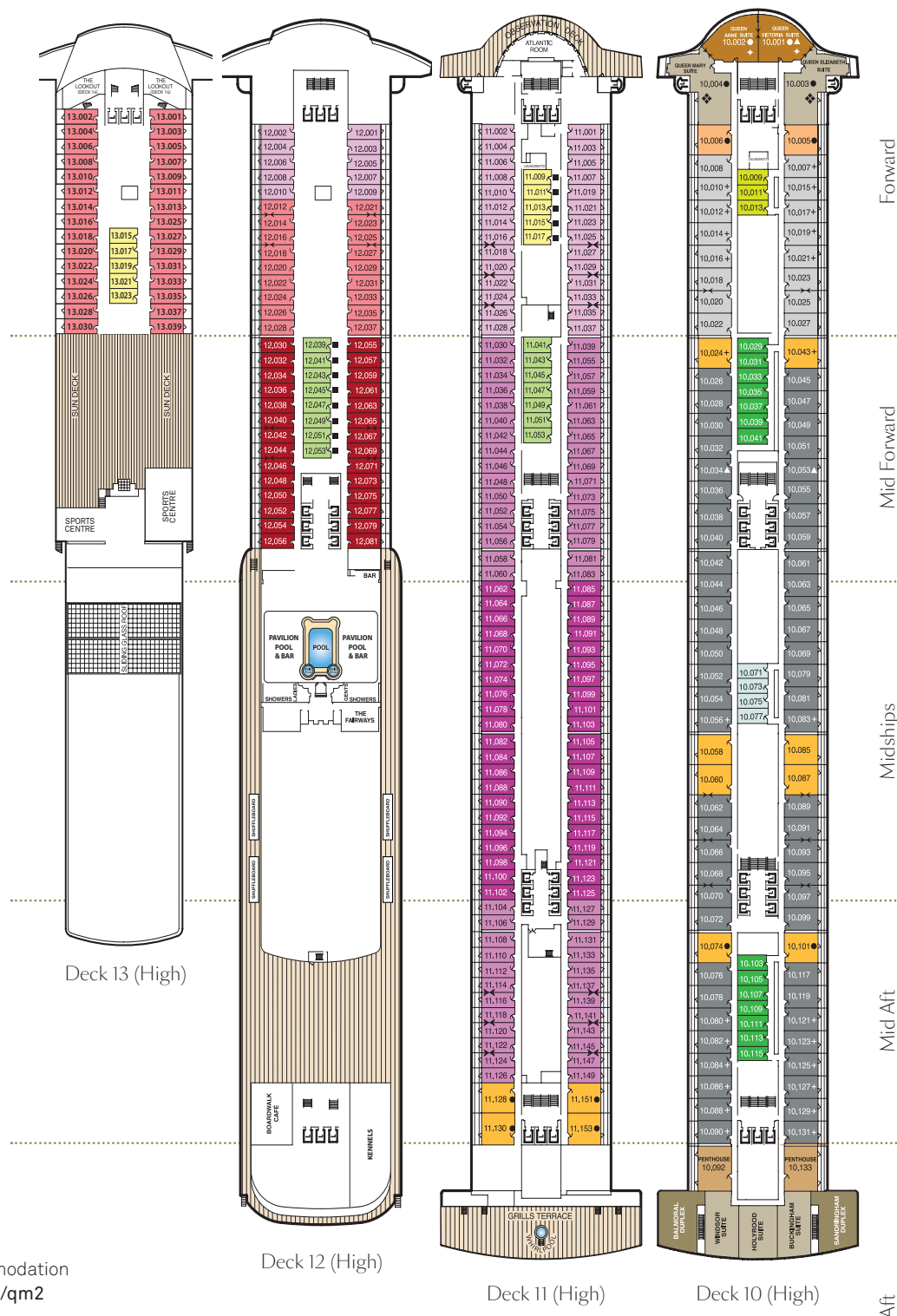
Forward High Decks 11,13 **II**

Single Oceanview

Midships Low Deck 2 **KB**

Midships Low Deck 3 **KC**

Queen Mary 2 deck plans



View Queen Mary 2 stateroom accommodation and virtual tours online at cunard.com/qm2

Key to symbols

L Lift

→ Connecting staterooms

+ 3rd berth is a single sofa bed

● 3rd & 4th berth is a double sofa bed

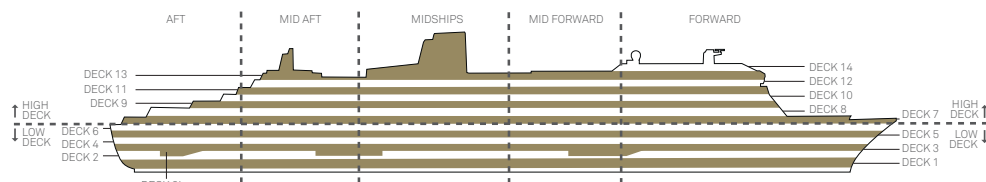
■ 3rd & 4th berths are two upper beds

* Staterooms have views obstructed by lifeboats

▲ Wheelchair accessible (stateroom sizes vary)

◆ Single level Q2 Suite

◆ Royal Suites do not have a balcony



Stateroom Category

Grand Duplexes

Aft High Decks 9,10

Q1

Duplexes & Suites

Aft High Deck 9

Forward/Aft High Deck 10

Q2

Royal Suites *

Forward High Deck 10

Q3

Penthouse

Midships/Aft High Decks 9,10

Q4

Queens Suites

Midships/Aft High Decks 9,10,11

Q5

Forward High Decks 9,10

Q6

Midships High Deck 9

Aft High Deck 8

Q7

Princess Suites

Midships High Deck 10

P1

Forward High Deck 10

P2

Club Balcony

Midships High Deck 12

A1

Forward High Decks 12,13

A2

Balcony

Midships High Deck 11

BB

Midships High Decks 8,11

BC

Forward High Decks 8,11,12

BF

Balcony (sheltered)

Midships Low Decks 4,5,6

BU

Midships Low Decks 4,5,6

BV

Aft Low Decks 4,5,6

BY

Forward Low Decks 4,5,6

BZ

Balcony (obstructed view)*

Midships High Deck 8

DB

Midships High Deck 8

DC

Forward High Deck 8

DF

Oceanview

Forward/Aft Low Decks 4,5,6

EF

Atrium View Inside

Midships Low Decks 5,6

HB

Standard Inside

Midships High Deck 10

IA

Midships Low Decks 5,6

IB

Midships High Deck 10

IC

Midships Low Decks 4,5,6

IE

Midships High Decks 11,12

IF

Aft Low Decks 4,5,6

Forward High Decks 9,10

Forward Low Decks 4,5,6

Forward High Decks 11,13

Single Oceanview

Midships Low Deck 2

KB

Midships Low Deck 3

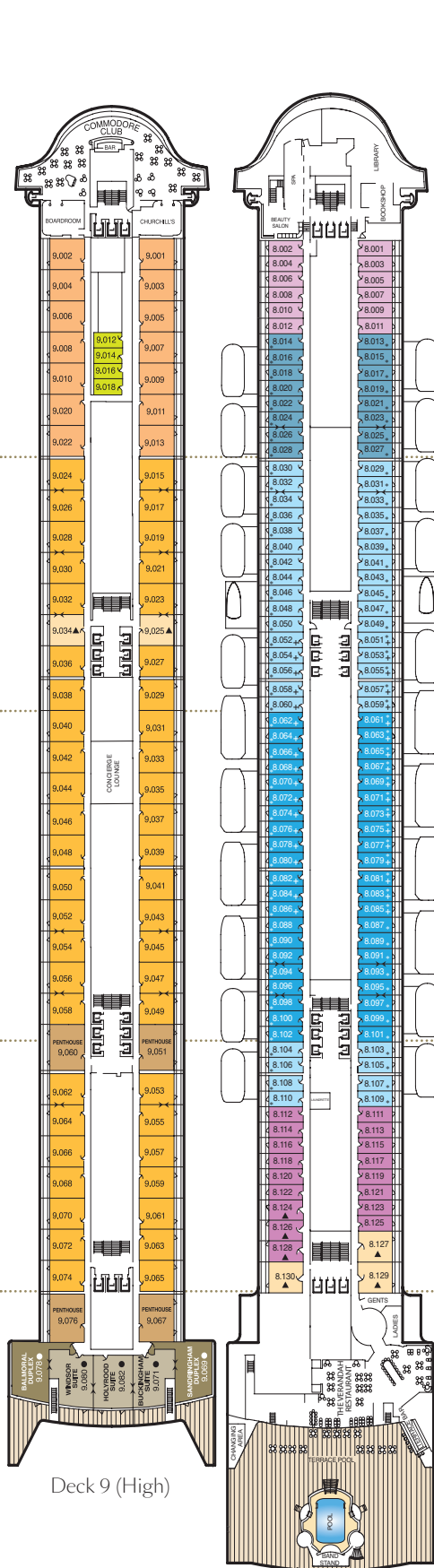
KC

Key to symbols

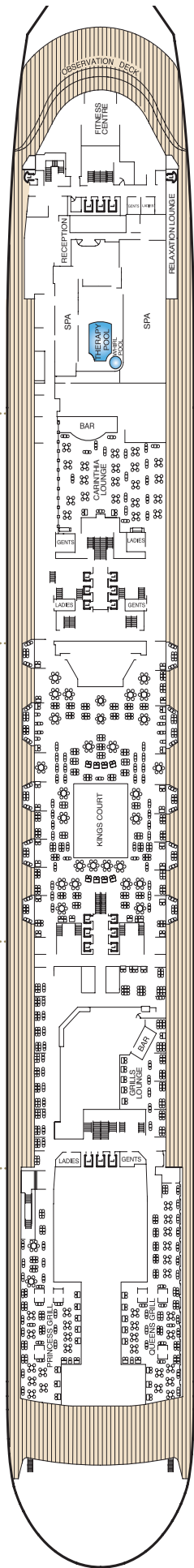
- L Lift
- Connecting staterooms
- + 3rd berth is a single sofa bed
- 3rd & 4th berth is a double sofa bed
- 3rd & 4th berths are two upper beds
- * Staterooms have views obstructed by lifeboats
- ▲ Wheelchair accessible (stateroom sizes vary)
- ☆ Wheelchair accessible fixed twin (stateroom sizes vary)
- ♦ Single level Q2 Suite
- ◆ Royal Suites do not have a balcony

Ship facts - Queen Mary 2

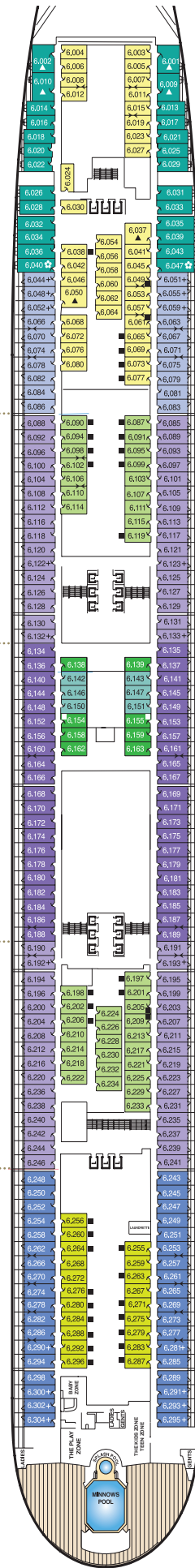
Entered Service: 2004
Country of Registry: Bermuda
Speed: 28 knots
Guest Capacity: 2,691
No of Crew: 1,250
Length: 1,132 feet
Width: 131 feet
Draft: 34 feet



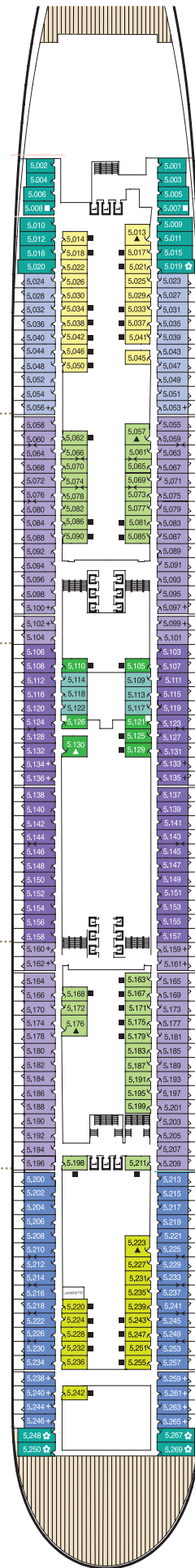
Deck 8 (High)




Deck 7



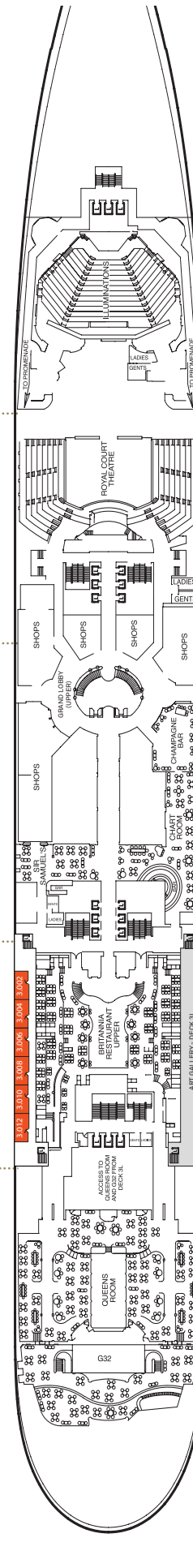
Deck 6 (Low)



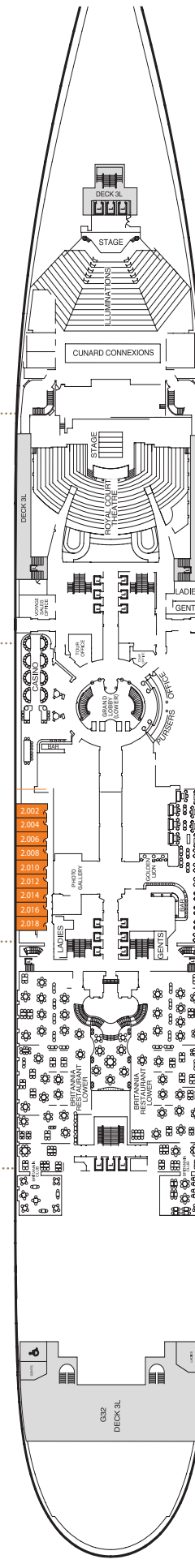
Deck 5 (Low)



Deck 4 (Low)



Deck 3 & 3L



Deck 2 & 2L

Forward

Mid Forward

Midships

Mid Aft

Aft